

# Welcome to Cedar class

## Information for year 3 parents: September 2022





# Staff


**Class teacher(s): Elaine Tatch, Debbie Hagen, Kim Petrie, Niamh Gormley, Lloyd Newey**

**Support staff: Maria Kashioulis and Delal Kalem**

**Year group Achievement Leader: Lloyd Newey**

# Attendance and Punctuality

- Children achieve most when they are in school on time every day. We have a whole school target of 97% attendance. A positive and prompt start to the day is important for the whole class in order to feel confident, settled and to achieve their best
- Doors open from **8:45am** and children should be in class very soon thereafter
- Children arriving **after 08:55** will be marked late on the register
- If your child is ill or absent due to a dental or medical appointment, please notify the school via ParentMail. Wherever possible please book appointments outside school hours
- Parents must warn the office in advance of early collections
- Percentages for attendance and punctuality across the school are featured in our family assemblies and the school Newsroundup




# End of the day

The timings of the end of the day have changed to 3:25pm for all the children in Reception - year 6:

- Please collect your child from Year 3 /5 (middle) playground.
- Please could you ensure you wait on the playground to give the teacher space to bring the children out of the classrooms.
- If you would like to give permission for your child to walk up to the gate or younger sibling classrooms on their own then please contact the school office to arrange this. Pupils **must** be picked up from inside the school gates.
- There are a varied number of engaging enrichment opportunities provided by the school to develop your child. Ranging from boards games to Spanish Crafts, Yoga to Hockey and Nature and STEM clubs.
- Wrap around care offered, Extend, information on the Website.

After school enrichment clubs will finish later, at 4:30pm, and the Extend Afterschool club will finish at the same time as normal at 5:50pm.



# Behaviour for learning

- We have high expectations of children's behaviour in the classroom, when moving around the school and at play and lunchtimes
- We have introduced 3 step routine
- We expect children to show consideration and take responsibility for themselves, others and the environment
- These character traits are summed up in our school values of Respect, Responsibility and Resilience
- Your support is invaluable in ensuring that children know and understand what is expected of them when in school
- We recognise and celebrate positive behaviours wherever they are seen, using them as a model to inspire and share with others











# Our learning connections

- As teachers we understand that learning is most successful when the children have had the opportunity to make connections with learning they have done in the past and will be doing in the future. Learning also should be organised and meaningful.

Grange Park Primary School Year 1 Spring 1 Design and Technology

Sliders and levers (mechanisms): A page with moving parts for an information book on the history of London transport

Key People and Events	Key Knowledge and Skills	Key Vocabulary
<b>1750</b> The first movable books, called Harlequinades, had flaps which changed the stories and pictures.  <b>1862</b> A German man called Luther Megeendorfer made the first book with levers. The levers made different parts of the pictures move.	<b>Simple slider with guide:</b>  Guide or bridge  <b>Simple lever:</b>  Paper fastener used as a pivot  <b>Sliders move from side to side and up and down:</b>   <b>Front view of slider:</b>   <b>Rear view of slider:</b> 	<b>slider:</b> A rigid bar which moves backwards and forwards along a straight line.  <b>lever:</b> A rigid bar which moves around a pivot. Levers are used in many everyday products such as door handles, seesaws.  <b>pivot:</b> Fixed point that a lever rests on.  <b>mechanism:</b> A device used to create movement in a product.  <b>product:</b> An item designed to do a particular job.  <b>guide or bridge:</b> A short card strip used to keep sliders in place and control movement.  <b>slot:</b> The hole through which a lever or slider is placed to enable part of a picture to move.

Grange Park Primary School

## Year 5 Summer 2: What a Wonderful World

The Environment and Coastal Erosion  
Curriculum connections



<b>English</b> <b>4</b> <b>Fiction - Finding Tale</b> Kensuke's Kingdom - Michael Morpurgo To use a range of writing tools such as 'Show don't tell', personification, rhetorical questions and power of three to build descriptive paragraphs. To develop a character over a story arch. To explore different story structures including Flashbacks. <b>Non Fiction - Persuasive Writing</b> To use a range of cohesive devices to link ideas within and between paragraphs. To identify the purpose of a piece of writing and select the appropriate form to suit the reader. To start using the active and passive voice to achieve an intended effect.		<b>Maths</b> <b>4</b> <b>Addition and subtraction</b> - Solve addition and subtraction multi-step problems, use rounding to check answers, use column method to solve addition and subtraction questions using numbers up to 4 digits. <b>5</b> <b>Multiplication and division</b> - recognise and use square and cube numbers, factors and multiples, solve problems including all of the above, use written methods to multiply and divide 4 digit numbers. <b>Fractions, decimals and percentages</b> - add and subtract fractions with the same denominator or a denominator that are multiples of the same number, recognise mixed numbers and improper fractions and convert between the two, solve problems that involve converting between fractions, decimals and percentages. <b>Statistics</b> - complete, read and interpret information in tables.
<b>Geography</b> <b>4</b> <b>Geography - Environment and Coastal Erosion</b> Understand the causes of global warming and what mankind is trying to do to reduce the impact. Understand that global warming will impact people differently across the globe. Know the key geographical features of coasts. Understand what causes coastal erosion, longshore drift and their effect on Walton-on-the-Naze.		<b>D&amp;T</b> <b>5</b> <b>Switched and Circuits</b> Design a fairground ride to be a new attraction at Walton on the Naze using simple circuits, switches and bulbs. Draw and annotate diagrams using circuit diagrams where appropriate. Produce detailed step-by-step plans. Include a motor to turn ride/lights which can be switched on.

Grange Park Learning Quarter 2021

# The curriculum

We ensure our pupils experience a broad and balanced curriculum and have a long-term memory of an ambitious body of knowledge.

Our coherently planned curriculum uses the National Curriculum as the basis for subject content and expectations. It is planned and sequenced, so that new knowledge and skills build on what has been taught before, towards clearly defined **end points**. It informs what pupils need to know and be able to do to reach those points.

**These end points can be found on our website in the curriculum tab.**


[English - Grange Park Primary School](#)

[Mathematics - Grange Park Primary School](#)



# Reading diary

SUMMARY OF WHAT I HAVE READ THIS WEEK



- Reading Diaries are used in KS2. These contain support materials such as spelling lists, recommended reads and question stems to support reading at home, as well as space for book reviews and favourite books
- These books need to be in school each day.
- It is essential that these books are signed by parents/guardians and pupils understand the importance of reading everyday to support and progress their reading skills
- Children will be sent home with a RWI (or banded book once they complete RWI) and one reading for pleasure book
- Progress in reading will be communicated via reading records and termly parent conversations. However, please feel free to organise a meeting with the class teacher to discuss your child's reading at time.
- Children can send in a birthday book to help us to celebrate their special days. We have labels to put inside the book naming the child who donated it. Please speak to us if you want some ideas about which books to buy
- For additional information on reading at Grange Park, along with further recommended reads, please visit our [website](#)



# Reading records and Magpie books

MY BANNED BOOK THIS WEEK

MY READING FOR PLEASURE BOOKS THIS WEEK

BOOK REVIEW

## Viper Reading Questions

### Vocabulary:

- Look at the text, find one word that means ...
- What word closely matches with ... ?
- Which other words mean the same as ... ?

### Inference:

- What evidence suggests the character is feeling ... ?
- What impressions do you get of a setting or person?
- How do you know that [character] is feeling ... ?

### Predict:

- Find one piece of evidence to suggest that ... ?

### Explain:

- How do you know that ... ?
- What does this phrase suggest about the characters actions ... ?
- In what ways are two characters or settings the same or different?

### Retrieve:

- What 2 things are you told about the character?
- What did someone do in order to ... as a result of ... ?
- What was revealed when ... ?

### Summarise:

- Which phrase best describes what happened in chapter ... ?
- Which of the following statements would be the most suitable summary?



- Reading Diaries are used in KS2. These contain support materials such as spelling lists, recommended reads and question stems to support reading at home, as well as space for book reviews and favourite books
- These books double up as Magpie Books, providing the children with space to note down interesting words and phrases spotted in their reading
- These books need to be in school each day
- Children will be sent home with one banded book and one reading for pleasure book. Reading for pleasure books might be poetry, non fiction, or picture books.
- In Year 3 reading sessions over the week include RWI for some, whole class reading 3 x per week, reading for fluency x 2 where the teacher will be reading with approx 6 children a week, however we will always try to read with as many as possible where possible.
- Reading hub is every other week on a Monday. Children choose their own banded books and reading for pleasure books.
- Children can send in a birthday book to help us to celebrate their special days. We have labels to put inside the book naming the child who donated it. Please speak to us if you want some ideas about which books to buy
- For additional information on reading at Grange Park, along with further recommended reads, please visit our [website](#)



# Special events, trips, residential and visitors

- Trips include: Woodcroft Wildspace, Celtic Harmony, Local area walk to Winchmore Hill and the end of year sleepover
- Come Learn with me: w/c 7th November
- Learning Conversations: Thursday 20th October
- Our class assembly in the Round Hall: 21st October at 9.00
- Year 3 Recorder Concert in the Spring Term here if there is a concert for the year group and in which term this will be in
- Remember to look at the News Roundup for dates of all forthcoming events

Parents, please be reminded that while our trips do ask for voluntary contributions, please do contribute as much as you can as trips, workshops and visitors will have to be cancelled if we don't get enough contributions

# IT at Grange Park

- In order to succeed in this ever-changing landscape, Connect Education Trust believes that its pupils are going to have to learn new skills later in their life. Roll out of 1:1 Chromebooks in 2020
- IT skills are taught in computing and then used across the curriculum to enhance learning. This year we look at subject topics to develop the pupils understanding of emailing and communication, scratch programming, databases and video trailers.
- The children use many Apps at school. Some are facilitated by the teacher for example G Suite (Slides, Docs, Sheets, Jamboard, Earth, Drawings and Classroom), Google Expeditions, Nearpod, Flipgrid, ScreenCastify, ThingLink and Adobe Spark, and the children have logins for others:

Apps used by the children (with logins)	
Y1 - Y6	Spelling Shed
Y1 - Y6	Google Classroom
Y2 - Y6	TTRS
Y6	SATs companion
Y4 & Y5	Mirodo
Y1	Numbots

- Weekly spelling tests are completed on the Spelling Shed App

# Chromebooks

- Will be receiving an agreement to sign this week (Y1 only)
- Must be brought to school daily, and **fully charged**
- Ensure it is treated with care
- Ensure use is monitored at home - the chromebooks are for educational purposes only, and to be used by your child only

At school we teach online safety discreetly and through parts of the curriculum, we monitor use and ensure that the equipment is for the sole use of your child. Children are given adequate time off the chromebooks.





# IT safety

Parents, please ensure you are also monitoring your child's IT use.

## Age Restrictions for Social Media Platforms

What is the minimum age for account holders on these social media sites and apps?

### Under 13



### 13+



### 16+



### 18+ or 13 with parent's permission



### 17+



# Forest School at Grange Park

Chloe Goldsmith is a qualified Forest School leader, and she plans for and delivers our Forest School program. She works closely with Tim Brooker who is currently qualifying as a forest school practitioner.

Each year group (Nursery - Y4) has been timetabled over the course of the year. You will be provided with more information prior to your child taking part in Forest School.



# Forest School at Grange Park

The impact this program has on the children that have already had the experience is significant:

- Our Forest School program is multi-sensory and has supported the improvement of concentration and the motivation to learn.
- Our program has also supported our children to gain more independence and self-confidence.
- It also reduces anxiety and builds resilience
- We have noted the improvement in the children's communication skills.
- Our program also has a significant impact on children with any additional needs.



# Home Learning







- Home Learning expectations are also set out very clearly for parents on the website: [Home learning guidance](#)
- A home learning timetable is uploaded to the children's Google classroom every week to ensure they are able to navigate with ease



## Home Learning Guidance: Year 2

- All home learning is set on a Friday and due back the following Friday morning (at the latest)
- Home learning is set out on a weekly timetable that includes useful links in order for children and adults to access it easily. These timetables also include additional subscriptions and optional home learning.
- When home learning is submitted on the Google Classroom there will be an acknowledgement by the teacher.

	Reading	Writing	Maths	Humanities	Additional
Year 2	<p>1 reading for pleasure book sent home. Read to the child by their parent/s.</p> <p>1 Read, Write, Inc. book/banded book when they are ready. Read daily, reading record signed 3 times a week.</p> <p>Bug club (additional reading material: optional).</p>	<p>Fortnightly English set on the Google Classroom. This is a range of punctuation, grammar and writing activities.</p> <p>Text maps are sent home for the children to practise. (Optional)</p> <p>Word of the week (2 words sent home to be used and practised).</p> <p>Spelling shed (spellings set weekly, daily practise expected)</p>	<p>Fortnightly maths set and submitted on Mymaths.</p> <p>Times Table Rock Stars: practise at least 3 times per week.</p>	<p>Humanities project set on the Google Classroom.</p>	<p>Weekly knowledge organiser shared with the children and adults.</p> <p>Optional pre learning set weekly for English or maths or both.</p> <p>Computing: 3 weekly cycle : Howdous, touch typing, esafety.</p> <p>Throughout the year. Growth Mindset and Acts of Kindness home learning can be set.</p>

Pre learning	SpellingShed	Maths	Computing	TTRS	English
<p>If you feel you benefit from <b>overlearning</b> or <b>pre learning</b> content and new vocabulary, click here to go through our topics for next week.</p> <p><a href="#">Pre learning link</a></p> 	<p>Practice your spellings on <b>Spelling Shed</b> at <b>least 3 times a week</b>. You will be tested on Friday.</p> <p><a href="#">EdShed link</a></p> 	<p>Recap your learning on mixed and improper fractions on <b>Mymaths</b>. Remember to <b>complete the lesson BEFORE</b> answering questions.</p> <p><a href="#">MyMaths link</a></p> 	<p>Complete the <b>HowDoU</b> assignments. Upload evidence of your badge.</p> 	<p>Practice your timetables on <b>TTRS</b> at <b>least 3 times a week</b>. There is a school competition where the best class gains a prize. Will it be us?</p> <p><a href="#">TTRS</a></p> 	<p>Rehearse your text map at <b>least 3 times</b>. Upload a video or audio clip of your performance.</p>  <p>Read for <b>15 minutes every day</b> and record this in your reading record.</p> <p><b>Our 'Word of the Week'</b> is: Ancestor Putrid</p>
<p><b>Humanities project: Early Islamic Civilisation</b> Research a key figure from the Islamic Golden Age and present your findings as a poster, model, video, animation, powerpoint or painting. More information and ideas can be found <a href="#">here</a>. The deadline for this half term's project is DATE.</p>					
<p><b>Knowledge organisers for this half term:</b> Link here. Please use these to support your home learning.</p>					
<p><b>Additional subscription sites (optional home learning):</b> <a href="#">Numbots link</a>, <a href="#">Bug club link</a></p>					

# Resources

Children from Year 1 - Year 6 have been asked to bring their own pencil case and stationary to school. This enables children to take care and have a sense of responsibility for their belongings.

- 1 x Clear pencil case (20cm X 12cm) e.g. [Clear Pencil Case](#)
- 1 x A glue stick e.g. [Pritt Glue Stick Amazon link](#)
- 3 X HB pencils ([Staedler Noris/Yellow and Black HB](#)) e.g. [HB Pencils](#)
- 1 x Purple pen (ball point) [Purple Pens](#)
- 1 x Whiteboard pen [Whiteboard Pens](#).
- 1 x Black handwriting pen (Y4-Y6 only) [Handwriting Pens](#)
- 1 x Sharpener [Pencil Sharpener](#)
- 1 x Rubber [Rubber](#)
- 6x Colouring Pencils [colouring pencils](#)
- Box of tissues for the classroom [Tissues](#)





# School uniform

## Grange Park Primary School Uniform

### Nursery

- Purple sweatshirt (with logo)
- White polo shirt (with logo)
- Grey joggers (with logo)

### Girls

- Purple sweatshirt/cardigan (with logo)
- White polo shirt (with logo)
- Grey pinafore/skirt/trousers (no leggings please)
- Purple and white gingham summer dress
- Grey summer shorts
- Black shoes (strong and flat heeled) or plain black trainers (no logos or colour on trainers)
- White socks
- Grey/black tights

### Boys

- Purple sweatshirt (with logo)
- White polo shirt (with logo)
- Grey trousers
- Grey summer shorts
- Black shoes (strong and flat heeled) or Plain black trainers (no logos or colour on trainers)
- Grey/black socks

It is very important that ALL children come in the correct school uniform and footwear, including PE kits, parents will be notified if the children are not in correct uniform.



Please ensure that all items of uniform, PE kit and other belongings are clearly labelled with your child's name.

For health and safety reasons no jewellery should be worn with the exception of religious items, stud earrings and watches. Make-up and nail polish are not permitted.

# School uniform



Our PE days are: Monday and Thursday

As was the case in 2021-22 academic year, children should wear their branded PE kit on the days they have PE. Children must remove all earrings and watches before PE and games lessons.

## PE Kit

- Black shorts
- White PE T-shirt (with logo)
- Plimsols or trainers (not studded please and separate to the shoes worn during the day)
- Grey winter sweatshirt (with logo)
- Grey winter joggers (with logo)
- Light mac in sac (with logo)

## Other

- Purple fleece and/or reversible coat (with logo)
- Purple woolly hat and baseball cap (with logo)
- Purple/white/black/grey hair ribbons/bobbles/hairbands and hijabs
- Wellingtons/boots in wet or snowy weather (to be removed when children enter the school building)
- Purple PE bag (with logo)
- Purple book bag (with logo)
- Purple rucksack - small and large available (with logo)



# Communication

If you need to communicate something that is **not urgent**:

- Write a note in the Home School Reading Book and ask your child to give it straight to the teacher
- Leave a message with the school office to be passed on, telephone or send an email to [office@grangeparkprimaryelt.org](mailto:office@grangeparkprimaryelt.org)
- Speak to us informally after school once the class has been safely dismissed

**For urgent matters**, please telephone or email the school office to make an appointment at a mutually convenient time.

There are many staff members you can speak to:

- 1) Teacher/support staff
- 2) Achievement leader: more serious concerns that cannot be resolved by speaking to the teacher
- 3) Assistant Headteacher: concerns that cannot be resolved through the teacher or achievement leader

# Communication

We also communicate with parents through parent workshops. Look out for these in the Autumn 1 term:

- Thursday 15 September: Secondary transfer meeting: 5:00pm (Round Hall)
- Monday 12 September - Sunday 25 September: E-Safety training through Education Child Protection (available online)
- Wednesday 21 September: English Conversation classes taster: 9.15-10.30am (Round Hall)
- Thursday 22 September: Volunteer Coffee morning: 9am (Round Hall)
- Friday 23 September: Y6 Secondary transfer application support: 4.00pm (Round Hall)
- Wednesday 28 September, 5, 12 & 19 October: English Conversation classes parent sessions: 9.15-10.30am (Round Hall)
- Thursday 6 October: Y1 Phonics Workshop: 9am (Round Hall)
- Friday 7 October: Home learning surgery: 3:15-4pm (Round Hall)
- Thursday 13 & 20 October: Phonics workshop for reception: 9:00am (Round Hall)

# Marvellous Me

- Marvellous Me is a great way for staff to share your child's achievements and successes with you and helps you to keep up with what has been happening at school
- You will continue to receive photos of work and events your child has been excited about, plus badges to show particular achievements in class
- If your child is new to the school, you will receive log-in details and information on how to access the App from the school office







# GPPSA

- Our Parents Association, the GPPSA brings the school community together to raise funds for various school projects - currently we are saving to build a small farm as part of our outdoor education experiences
- AGM 3 October 6pm in Round Hall - All welcome!
- New faces and fresh ideas are always well received and everyone is given a warm welcome
- Meetings are held approximately 2 a half term just before pick up on a Friday at school
- Who are the parent reps for this class?