



# Welcome to ROBIN class

Information for year 2 parents: September 2022





# Staff

**Class teacher(s): Sophie**

**Support staff: Sarah and Semral**

**Year group Achievement Leader: Ernest**

# Attendance and Punctuality

- Children achieve most when they are in school on time every day. We have a whole school target of 97% attendance. A positive and prompt start to the day is important for the whole class in order to feel confident, settled and to achieve their best
- Doors open from **8:45am** and children should be in class very soon thereafter
- Children arriving **after 08:55** will be marked late on the register
- If your child is ill or absent due to a dental or medical appointment, please notify the school via ParentMail. Wherever possible please book appointments outside school hours
- Parents must warn the office in advance of early collections
- Percentages for attendance and punctuality across the school are featured in our family assemblies and the school Newsroundup




# End of the day

The timings of the end of the day have changed to 3:25pm for all the children in Reception - year 6:

- Please collect your child from classroom door
- enrichment opportunities
- Wrap around care offered, Extend, information on the Website

After school enrichment clubs will finish later, at 4:30pm, and the Extend Afterschool club will finish at the same time as normal at 5:50pm.





# Behaviour for learning

- We have high expectations of children's behaviour in the classroom, when moving around the school and at play and lunchtimes
- We have introduced 3 step routine
- We expect children to show consideration and take responsibility for themselves, others and the environment
- These character traits are summed up in our school values of Respect, Responsibility and Resilience
- Your support is invaluable in ensuring that children know and understand what is expected of them when in school
- We recognise and celebrate positive behaviours wherever they are seen, using them as a model to inspire and share with others



# Our learning connections

- As teachers we understand that learning is most successful when the children have had the opportunity to make connections with learning they have done in the past and will be doing in the future. Learning also should be organised and meaningful.

Grange Park Primary School Year 2 Autumn 1 Geography			
Maybe It's because I'm a Londoner			
Physical Features		Key Places	
<b>River Thames</b>	345 km long. It has its source near the village of Kemble in the Cotswolds. Flows through Oxford, Reading and Windsor before reaching London, and eventually flows into the North Sea.	<b>London</b>	The capital and largest city of England and the United Kingdom. The city stands on the River Thames.
<b>Royal Parks</b>	Originally used by the royal family as hunting grounds, there are ten in all including Richmond, Hyde, Green and St James's Parks.	<b>England</b>	England is a country in the United Kingdom. It is bordered by Wales and Scotland.
<b>Human Features</b>		<b>Big Ben</b>	The great clock tower of the Houses of Parliament in London.
<b>shop</b>	A place where you can buy things.	<b>The Palace of Westminster</b>	Known as the Houses of Parliament, it houses the UK parliament.
<b>road</b>	A wide path that vehicles can use.	<b>London Eye</b>	The London Eye is a large metal ferris wheel. It is also known as the Millennium wheel and is the largest observation wheel in the world.
<b>house</b>	A building that people live in.	<b>Summary</b>	
<b>transport</b>	A way of carrying people or things from one place to another.	There are many significant landmarks in London. They are important as they help people to find where they are in a place. Landmarks in London encourage people from around the world to visit the city and so bring money into the country.	
<b>bridge</b>	A structure carrying a road across a river.	Sydney is one of Australia's largest cities. It has a magnificent harbour like London. Sydney is an urban area. It shares many similarities with London. However, Sydney has a coastline.	
<b>factory</b>	A building where things are made.	A simple map should include a title, a key, map symbols, colours to show different things and compass rose.	
<b>train station</b>	A place where a train can stop and pick up passengers or goods.		
			

## Year 2 Autumn 1: Maybe it's because I'm a Londoner

Curriculum connections

2

### English

**Writing:** Imitate, innovate and write a story based on The Lonely Beast visiting London.  
Use knowledge about London to create an information text on significant landmarks.  
Use effective adjectives which link to the five senses.  
Develop writing in a cursive script.  
Learn high frequency spelling words and patterns.  
**Reading:** Develop fluency when reading.  
Use expression to engage an audience.  
Answer retrieval questions from a text.  
Choose books for pleasure to read with friends and family.



2

### Maths

Focus on place value of numbers.  
Identify one more and one less from a given number.  
Count on and back in steps of 2, 5, and 10.  
Read and write numbers to 100.  
Partition two-digit numbers into tens and ones.  
Recall and use addition facts to 20 fluently and relate up to 100.  
Add a two-digit number and ones using concrete objects and pictorial representations.  
Learn that the addition of two numbers can be done in any order (commutative law).

2

### Geography

**Maybe it's because I'm a Londoner**  
Know what landmarks are and know why they are important.  
Use aerial photographs and plan perspectives to recognise landmarks and basic human physical features.  
Use vocabulary such as landmarks, eastings, northings, grid references, harbour, tourism, urban and city.  
Explore maps of London.  
Use Google Earth to look at aerial views of London.  
Know what a simple map needs to include in order to design their own map of Central London.  
Compare London with Sydney, Australia.

2

### Art

**Maybe it's because I'm a Londoner: Collage of London cityscape.**  
Collect, sort and match different media.  
Experiment with cutting, folding and layering.  
Think carefully about how to create their composition.  
Draw from real life and experiment using a wide range of mark making techniques.  
Use vocabulary such as horizontal, vertical, cross hatching, texture, size, material, cityscape, detail, foreground and background.  
Understand how shapes and pattern create details in a building.  
Evaluate and analyse creative works using the language of art, craft and design.  
Develop a wide range of art and design techniques in colour, pattern, texture and line.



# The curriculum

We ensure our pupils experience a broad and balanced curriculum and have a long-term memory of an ambitious body of knowledge.

Our coherently planned curriculum uses the National Curriculum as the basis for subject content and expectations. It is planned and sequenced, so that new knowledge and skills build on what has been taught before, towards clearly defined **end points**. It informs what pupils need to know and be able to do to reach those points.

**These end points can be found on our website in the curriculum tab.**

[Year 2 writing objectives](#)

[Year 2 reading objectives](#)

[Year 2 maths objectives](#)



# Reading diary

SUMMARY OF WHAT I HAVE READ THIS WEEK

- Reading Diaries are used in KS1. These contain support materials for RWI, spelling lists, recommended reads and question stems to support reading at home
- These books need to be in school each day
- Children will be sent home with a RWI (or banded book once they complete RWI) and one reading for pleasure book. These might not be changed in the same way as Year 1 - some children will take responsibility for changing their own books.
- The children need to have their Reading Diaries ready to show their teacher at the door as they come in. This is important as the teacher needs to monitor their home reading and check whether parents have left any messages inside. Reading daily plays the greatest role in children's reading progress.
- Year 2 guided reading using Ruth Miskin books progressing to whole class reading
- You will see your child's reading progress as they move through the different book bands
- By the end of Year 2, your child should be able to read white banded chapter books.
- On **Friday** we visit the Reading Hub. How children will change books and reading for pleasure
- Children can send in a birthday book to help us to celebrate their special days. We have labels to put inside the book naming the child who donated it. Please speak to us if you want some ideas about which books to buy
- For additional information on reading at Grange Park, along with further recommended reads, please visit our [website](#)





# Special events, trips, residentials and visitors

Where possible we have ensured that the trips are free, however there are some that include a cost.

- London Eye trip

Kingfisher and Woodpecker on 28th September 2022

Robin and Puffin on 30th September 2022

'Great Fire of London' workshop

Puffin and Kingfisher on 17th November 2022

Woodpecker and Robin on 18th November 2022

- Firefighter visit

On 7th December

- Enfield Baptist church - dates to be confirmed
- Florence Nightingale workshop on 18th January 2023
- Southend-on-Sea

Robin and Kingfisher on 8th March 2023

Woodpecker and Puffin on 9th March 2023

- National Gallery visit
- Trent Park - local area visit



# Special events, trips, residential and visitors

- Our class assembly in the Round Hall: **Friday 16th June 2023**
- Year 2 Christmas Carol Concert in Autumn 2
- Remember to look at the News Roundup for dates of all forthcoming events

Parents, please be reminded that while our trips do ask for voluntary contributions, please do contribute as much as you can as trips, workshops and visitors will have to be cancelled if we don't get enough contributions

# IT at Grange Park

- In order to succeed in this ever-changing landscape, Connect Education Trust believes that its pupils are going to have to learn new skills later in their life. Roll out of 1:1 Chromebooks in 2020
- Chromebook charge
- IT skills are taught in computing and then used across the curriculum to enhance learning.
  - Google maps in geography
  - Nearpod for interactive learning
  - Google forms for assessment for learning
  - Jamboard for collaborative learning
  - Accessing texts in reading
  - Creating charts in science
- The children use many Apps at school. Some are facilitated by the teacher for example G Suite (Slides, Docs, Sheets, Jamboard, Earth, Drawings and Classroom), Google Expeditions, Nearpod, Flipgrid, ScreenCastify, ThingLink and Adobe Spark, and the children have logins for others:
- Weekly spelling tests are completed on the Spelling Shed App

Apps used by the children (with logins)	
Y1 - Y6	Spelling Shed
Y1 - Y6	Google Classroom
Y2 - Y6	TTRS
Y6	SATs companion
Y4 & Y5	Mirodo
Y1	Numbots

# Chromebooks

- Must be brought to school daily, fully charged
- Ensure it is treated with care
- Ensure use is monitored at home - the chromebooks are for educational purposes only, and to be used by your child only

At school we teach online safety discreetly and through parts of the curriculum, we monitor use and ensure that the equipment is for the sole use of your child. Children are given adequate time off the chromebooks.





# IT safety

Parents, please ensure you are also monitoring your child's IT use.

## Age Restrictions for Social Media Platforms

What is the minimum age for account holders on these social media sites and apps?

### Under 13



### 13+



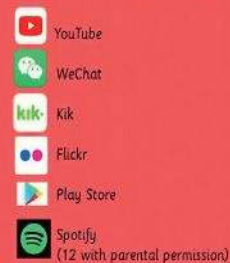
### 16+



### 17+



### 18+ or 13 with parent's permission



# Forest School at Grange Park

Chloe Goldsmith is a qualified Forest School leader, and she plans for and delivers our Forest School program. She works closely with Tim Brooker who is currently qualifying as a forest school practitioner.

Each year group (Nursery - Y4) has been timetabled over the course of the year. You will be provided with more information prior to your child taking part in Forest School.



# Forest School at Grange Park

The impact this program has on the children that have already had the experience is significant:

- Our Forest School program is multi-sensory and has supported the improvement of concentration and the motivation to learn.
- Our program has also supported our children to gain more independence and self-confidence.
- It also reduces anxiety and builds resilience
- We have noted the improvement in the children's communication skills.
- Our program also has a significant impact on children with any additional needs.



# Home Learning

- Home Learning expectations are also set out very clearly for parents on the website: [Home learning guidance](#)
- A home learning timetable is uploaded to the children's Google classroom every week to ensure they are able to navigate with ease





Grange Park  
Primary School

## Home Learning Guidance: Year 2

- All home learning is set on a Friday and due back the following Friday morning (at the latest)
- Home learning is set out on a weekly timetable that includes useful links in order for children and adults to access it easily. These timetables also include additional subscriptions and optional home learning.
- When home learning is submitted on the Google Classroom there will be an acknowledgement by the teacher.

	Reading	Writing	Maths	Humanities	Additional
Year 2	<p>1 reading for pleasure book sent home. Read to the child by their parent/s.</p> <p>1 Read, Write, Inc. book/banded book when they are ready. Read daily, recording record signed 3 times a week.</p> <p>Bug club (additional reading material: optional).</p>	<p>Fortnightly English set on the Google Classroom. This is a range of punctuation, grammar and writing activities.</p> <p>Text maps are sent home for the children to practise. (Optional)</p> <p>Word of the week (2 words sent home to be used and practised).</p> <p>Spelling sheet (spellings set weekly, daily practise expected)</p>	<p>Fortnightly maths set and submitted on Mymaths.</p> <p>Times Table Rock Stars: practise at least 3 times per week.</p>	<p>Humanities project set on the Google Classroom.</p>	<p>Weekly knowledge organiser shared with the children and adults.</p> <p>Optional pre learning set weekly for English or maths or both.</p> <p>Computing: 3 weekly cycle : Howdous, touch typing, esafety.</p> <p>Throughout the year. Growth Mindset and Acts of Kindness home learning can be set.</p>

Pre learning	Spelling Shed	Maths	Computing	NumBots/TTRS	English
<p>If you feel you benefit from <b>overlearning</b> or <b>pre learning</b> content and new vocabulary, look at these links.</p> <p>Please watch the following videos to help you with your maths lessons next week.</p> <p>Counting forwards and backwards within 50 <a href="https://vimeo.com/453417546">https://vimeo.com/453417546</a></p> <p>Read and write numbers to 100 <a href="https://teachers.thenational.academy/lessons/to-recognise-read-and-write-numbers-to-100-ctk64t7utm_campaign=FullCurriculumSheet&amp;utm_medium=document&amp;utm_source=guide">https://teachers.thenational.academy/lessons/to-recognise-read-and-write-numbers-to-100-ctk64t7utm_campaign=FullCurriculumSheet&amp;utm_medium=document&amp;utm_source=guide</a></p> <p>Using adjectives: <a href="https://teachers.thenational.academy/lessons/to-use-adjectives-6nh3jr7utm_campaign=OakDirectory-v2&amp;utm_medium=document&amp;utm_source=guide">https://teachers.thenational.academy/lessons/to-use-adjectives-6nh3jr7utm_campaign=OakDirectory-v2&amp;utm_medium=document&amp;utm_source=guide</a></p>	<p>The /j/ sound spelled -dge</p> <ul style="list-style-type: none"> <li>badge</li> <li>edge</li> <li>bridge</li> <li>dodge</li> <li>fudge</li> <li>ridge</li> <li>smudge</li> <li>judge</li> <li>wedge</li> <li>lodge</li> </ul>		<p>Touch typing on <a href="https://www.typingclub.co.uk/">https://www.typingclub.co.uk/</a> for 20 minutes.</p> 	<p>Practice your timetables on TTRS at least 3 times a week.</p> <p>TTRS</p> 	<p>Noun and adjective hunt around the house. More information can be found on google classroom in the home learning folder.</p>

## Learning Quest: Maybe it's because I'm a Londoner

The deadline for this half term's Learning Quest project is 12.10.22. Please see Google classroom for guidance on learning Quest project.

**Knowledge organisers for this half term:** Link here. Please use these to support your home learning.

### Geography

[https://www.grangeparkprimary.org/\\_site/data/files/curriculum/pdf%20docs/E0A3BA548827DB840396880A23F77344.pdf](https://www.grangeparkprimary.org/_site/data/files/curriculum/pdf%20docs/E0A3BA548827DB840396880A23F77344.pdf)

### Art

[https://www.grangeparkprimary.org/\\_site/data/files/curriculum/pdf%20docs/0D87E006D8CE103C0F0E599258F92037.pdf](https://www.grangeparkprimary.org/_site/data/files/curriculum/pdf%20docs/0D87E006D8CE103C0F0E599258F92037.pdf)

### Science

[https://www.grangeparkprimary.org/\\_site/data/files/curriculum/pdf%20docs/B85E8D6F0ABB7FEDBA73779CB42522C0.pdf](https://www.grangeparkprimary.org/_site/data/files/curriculum/pdf%20docs/B85E8D6F0ABB7FEDBA73779CB42522C0.pdf)

### RE

[https://www.grangeparkprimary.org/\\_site/data/files/curriculum/pdf%20docs/64F9CC2ACA827078823ED88F007A99.pdf](https://www.grangeparkprimary.org/_site/data/files/curriculum/pdf%20docs/64F9CC2ACA827078823ED88F007A99.pdf)

### Computing

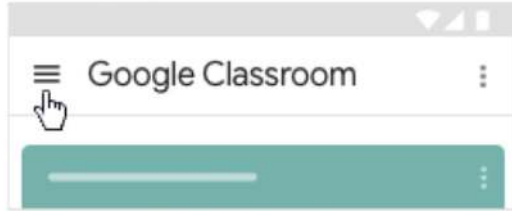
[https://www.grangeparkprimary.org/\\_site/data/files/curriculum/pdf%20docs/B9FCD23E827A2732355ECADE9B5ACCE.pdf](https://www.grangeparkprimary.org/_site/data/files/curriculum/pdf%20docs/B9FCD23E827A2732355ECADE9B5ACCE.pdf)

**Additional subscription sites (optional home learning):**

1. Tap Classroom



2. At the top, tap Menu



3. Scroll down and tap Settings.



4. Tap Notifications.

5. Next to Device notifications, tap Enabled or Disabled.

6. In your Device settings, tap Notifications and tap the switch  
Off or On .

Spelling shed and TTRS beign set up  
All children will have access to numbots still, however TTRS

# Statutory assessments

- **Year 2 SATs**
- Years 2 complete their Key Stage 1 SATs in May. This is a chance for the children to show off their learning in Reading, Spelling, Punctuation and Grammar and Maths. We aim to do this in a non-pressurised way and therefore will not be calling them SATs, but a quiz. In order to best support your child, talk to them about their learning, read with them daily, practise the multiplication tables, prelearning, spellings via Spelling Shed and ask us any questions that you may have.  
Boosters
- **Phonics check**
- Children who did not pass their phonics check in Year 1 will be tested again this year.



# Resources

Children from Year 1 - Year 6 have been asked to bring their own pencil case and stationary to school. This enables children to take care and have a sense of responsibility for their belongings.

- 1 x Clear pencil case (20cm X 12cm) e.g. [Clear Pencil Case](#)
- 1 x A glue stick e.g. [Pritt Glue Stick Amazon link](#)
- 3 X HB pencils ([Staedler Noris/Yellow and Black HB](#)) e.g. [HB Pencils](#)
- 1 x Purple pen (ball point) [Purple Pens](#)
- 1 x Whiteboard pen [Whiteboard Pens.](#)
- 1 x Sharpener [Pencil Sharpener](#)
- 1 x Rubber [Rubber](#)
- 6x Colouring Pencils [colouring pencils](#)
- Box of tissues for the classroom [Tissues](#)







# School uniform

## Grange Park Primary School Uniform

### Nursery

- Purple sweatshirt (with logo)
- White polo shirt (with logo)
- Grey joggers (with logo)

### Girls

- Purple sweatshirt/cardigan (with logo)
- White polo shirt (with logo)
- Grey pinafore/skirt/trousers (no leggings please)
- Purple and white gingham summer dress
- Grey summer shorts
- Black shoes (strong and flat heeled) or plain black trainers (no logos or colour on trainers)
- White socks
- Grey/black tights

### Boys

- Purple sweatshirt (with logo)
- White polo shirt (with logo)
- Grey trousers
- Grey summer shorts
- Black shoes (strong and flat heeled) or Plain black trainers (no logos or colour on trainers)
- Grey/black socks

It is very important that ALL children come in the correct school uniform and footwear, including PE kits, parents will be notified if the children are not in correct uniform.



Please ensure that all items of uniform, PE kit and other belongings are clearly labelled with your child's name.

For health and safety reasons no jewellery should be worn with the exception of religious items, stud earrings and watches. Make-up and nail polish are not permitted.

# School uniform



Our PE days are: **Tuesday and Wednesday**

As was the case in 2021-22 academic year, children should wear their branded PE kit on the days they have PE. Children must remove all earrings and watches before PE and games lessons.

## PE Kit

- Black shorts
- White PE T-shirt (with logo)
- Plimsols or trainers (not studded please and separate to the shoes worn during the day)
- Grey winter sweatshirt (with logo)
- Grey winter joggers (with logo)
- Light mac in sac (with logo)

## Other

- Purple fleece and/or reversible coat (with logo)
- Purple woolly hat and baseball cap (with logo)
- Purple/white/black/grey hair ribbons/bobbles/hairbands and hijabs
- Wellingtons/boots in wet or snowy weather (to be removed when children enter the school building)
- Purple PE bag (with logo)
- Purple book bag (with logo)
- Purple rucksack - small and large available (with logo)

# Communication

If you need to communicate something that is **not urgent**:

- Write a note in the Home School Reading Book and ask your child to give it straight to the teacher
- Leave a message with the school office to be passed on, telephone or send an email to [office@grangeparkprimaryelt.org](mailto:office@grangeparkprimaryelt.org)
- Speak to us informally after school once the class has been safely dismissed

**For urgent matters**, please telephone or email the school office to make an appointment at a mutually convenient time.

There are many staff members you can speak to:

- 1) Teacher/support staff
- 2) Achievement leader: more serious concerns that cannot be resolved by speaking to the teacher
- 3) Assistant Headteacher: concerns that cannot be resolved through the teacher or achievement leader



# Communication

We also communicate with parents through parent workshops. Look out for these in the Autumn 1 term:

- Monday 12 September - Sunday 25 September: E-Safety training through Education Child Protection (available online)
- Wednesday 21 September: English Conversation classes taster: 9.15-10.30am (Round Hall)
- Thursday 22 September: Volunteer Coffee morning: 9am (Round Hall)
- Wednesday 28 September, 5, 12 & 19 October: English Conversation classes parent sessions: 9.15-10.30am (Round Hall)
- Thursday 6 October: Y1 Phonics Workshop: 9am (Round Hall)
- Friday 7 October: Home learning surgery: 3:15-4pm (Round Hall)
- Thursday 13 & 20 October: Phonics workshop for reception: 9:00am (Round Hall)

# Marvellous Me

- Marvellous Me is a great way for staff to share your child's achievements and successes with you and helps you to keep up with what has been happening at school
- You will continue to receive photos of work and events your child has been excited about, plus badges to show particular achievements in class
- If your child is new to the school, you will receive log-in details and information on how to access the App from the school office





# GPPSA

- Our Parents Association, the GPPSA brings the school community together to raise funds for various school projects - currently we are saving to build a small farm as part of our outdoor education experiences
- AGM 3 October 6pm in Round Hall - All welcome!
- New faces and fresh ideas are always well received and everyone is given a warm welcome
- Meetings are held approximately 2 a half term just before pick up on a Friday at school
- Who are the parent reps for this class?

### **Music lessons with Enfield Music Centre (EMS)**

Individual and paired instrument lessons with EMS will begin w/c 19.9.22. Debbie will inform your child and their teacher the day and time of their lesson. The timetables take a while to organise with tutors but she will hopefully give them out the week before lessons start.