



**Grange Park**  
Primary School



# Welcome to Jaguar class

## Information for year 4 parents: September 2022



# Staff

**Class teacher(s): Hollese**

**Additional staff: Olivia (apprentice teacher)**

**Year group Achievement Leader: Hollese**

# Attendance and Punctuality

- Children achieve most when they are in school on time every day. We have a whole school target of 97% attendance. A positive and prompt start to the day is important for the whole class in order to feel confident, settled and to achieve their best
- Doors open from **8:45am** and children should be in class very soon thereafter
- Children arriving **after 08:55** will be marked late on the register
- If your child is ill or absent due to a dental or medical appointment, please notify the school via ParentMail. Wherever possible please book appointments outside school hours
- Parents must warn the office in advance of early collections
- Percentages for attendance and punctuality across the school are featured in our family assemblies and the school News Roundup




# End of the day

The timings of the end of the day have changed to **3:25pm** for all the children in Reception - year 6:

- Please collect your child from our classroom door where you drop your child in the morning.
- Permission to walk up on their own- *This week the office have sent out information about Year 4 children having permission to meet you independently. If you give permission for your child to meet you independently, they will be able to walk to the Reception playground to meet you. If you are not in the Reception playground then your child will return to the classroom.*
- *If the weather is wet (or if the ground is muddy) we will meet you by the closest set of double doors.*
- Wrap around care offered, Extend, information on the Website

After school enrichment clubs will finish later, at 4:30pm, and the Extend Afterschool club will finish at the same time as normal at 5:50pm.



# Behaviour for learning

- We have high expectations of children's behaviour in the classroom, when moving around the school and at play and lunchtimes
- We have introduced 3 step routine
- We expect children to show consideration and take responsibility for themselves, others and the environment
- These character traits are summed up in our school values of Respect, Responsibility and Resilience
- Your support is invaluable in ensuring that children know and understand what is expected of them when in school
- We recognise and celebrate positive behaviours wherever they are seen, using them as a model to inspire and share with others



# Our learning connections

- As teachers we understand that learning is most successful when the children have had the opportunity to make connections with learning they have done in the past and will be doing in the future. Learning also should be organised and meaningful.

Grange Park Primary School Year 4 Autumn 1: Geography		
Everything European Part 1		
Physical Features	Key Places	Key Vocabulary
<b>uplands</b>	<b>Europe</b>	<b>region</b>
Upland areas are high above sea level. They are often (but not always) mountainous. They usually consist of igneous rocks and experience lower temperatures, high rainfall and are windy.	One of seven continents located in the northern hemisphere.	A large area with common features.
<b>plains</b>	<b>River Danube</b>	<b>border</b>
Broad areas of relatively flat land. Plains are one of the major landforms, or types of land, on Earth. They cover more than one third of the world's land area. Plains exist on every continent.	The second longest river in Europe. Its source lies in the Black Forest mountains of western Germany. It flows for approximately 2,850 kilometres to its mouth at the Black Sea.	A real or imaginary line that divides two areas.
<b>mountain range</b>	<b>River Rhine</b>	<b>hemisphere</b>
Groups or chains of mountains that are close together.	One of the major European rivers, which has its source in Switzerland and flows in a mostly northerly direction through Germany and the Netherlands, emptying into the North Sea.	Half a sphere. One half of the Earth.
<b>marshland</b>	<b>Alpine Mountains</b>	<b>altitude</b>
Low-lying wetland with grassy vegetation, usually a transition between level and water.	Mountain range in central Europe, stretching across France, Italy, Germany, Austria, Slovenia, Switzerland and Liechtenstein.	The height something is above sea level.
<b>glacier</b>	<b>Key facts about Europe</b>	<b>alpine</b>
Large mass of ice that moves slowly over land.	Europe is located completely in the northern hemisphere and mainly in the eastern hemisphere. Europe borders onto the Arctic Ocean in the north, the Atlantic Ocean in the west and the Mediterranean Sea in the south.	A mountain region just below the snow line. Low temperatures make it difficult for plants to grow here.
	Of the 50 European countries, 27 nations belong to the European Union (EU) which is a political and economic union.	<b>peak</b>
	Vatican City is the smallest country both by population and size not only in Europe, but also in the world.	The top part of a mountain that rises to a point.
	Mount Elbrus in Russia, part of the Caucasus mountain range, is the highest mountain in Europe at 5,642 metres.	<b>uplands</b>
	The Volga River in Russia is Europe's longest river at 3,530 km.	A large area well above sea level.
		<b>exported</b>
		Sold goods produced in one country to another country to be sold.
		<b>imported</b>
		Carried from one place to another.



## Year 4 Autumn 1: Everything European 1

### Curriculum connections



2

### English

#### Reading spine:

Toro Toro by Michael Morpurgo

#### Writing:

Use expanded noun phrases in writing by the addition of modifying adjectives, nouns and prepositional phrases. Identify and apply poetry features to describe a setting. Use conjunctions and adverbials to extend ideas and sentences. Draft and write a narrative, creating setting, characters and plot. Evaluate and edit, assessing the effectiveness of ideas, vocabulary choices and sentence structure.



1

### Maths

#### Number:

Read, write and understand numbers involving four digits. Identify the value of a digit within four digits to order and sequence numbers. Use formal written for addition and subtractions and use inverse methods to check calculations. Use formal written multiplication division. Develop mental strategies related to all four operations. Recall multiplication and division facts for multiplication tables up to 12x12. **Geometry:** Compare and classify geometric shapes based upon their properties. Identify and draw lines of symmetry in 2D shapes.

1

### Geography

#### Everything European

Learn the locations of European countries on a map and recall them by their related flags. Learn and identify the locations of the major capital cities and landmarks across Europe. Identify the different regions of Europe and explain their physical and human features. Compare and contrast different regions and countries of Europe.

3

5

6

1

### Art

#### Still life in the style of Paul Cezanne

Draw from first hand observation. Think carefully about how elements are placed or arranged to create a final image. Consider what can be seen from the chosen perspective and what is the focal point. Carefully consider proportions and form. Represent different tones through shading and understand how shading can be applied to create the illusion of three dimensions. Mix tints and tones to match own observations. Talk about choices made in art, likes and dislikes, and how these relate to the work of Paul Cezanne and artists influenced by him.

2

3

4





# The curriculum

We ensure our pupils experience a broad and balanced curriculum and have a long-term memory of an ambitious body of knowledge.

Our coherently planned curriculum uses the National Curriculum as the basis for subject content and expectations. It is planned and sequenced, so that new knowledge and skills build on what has been taught before, towards clearly defined **end points**. It informs what pupils need to know and be able to do to reach those points.

**These end points can be found on our website in the curriculum tab.**

[English - Grange Park Primary School](#)

[Mathematics - Grange Park Primary School](#)

# Reading records and Magpie books

MY BANDED BOOK THIS WEEK

MY READING FOR PLEASURE BOOKS THIS WEEK

BOOK REVIEW

NOTES / COMMENTS / EVENTS

- Reading Diaries are used in KS2. These contain support materials such as spelling lists, recommended reads and question stems to support reading at home, as well as space for book reviews and favourite books
- These books double up as Magpie Books, providing the children with space to note down interesting words and phrases spotted in their reading
- These books need to be in school each day
- Children will be sent home with one banded book and one reading for pleasure book
- The class teacher will sign your child's diary each time they have heard them read.
- Each week, Y4 will have whole class reading sessions (3 x per week) and a reading for fluency session (x 1 per week)
- Every other **Monday**, the class will visit the Reading Hub where they will change their books. They will pick a banded book and a reading for pleasure book ( e.g. poetry, non- fiction, picture books)
- Children can send in a birthday book to help us to celebrate their special days. We have labels to put inside the book naming the child who donated it. Please speak to us if you want some ideas about which books to buy
- For additional information on reading at Grange Park, along with further recommended reads, please visit our [website](#)





# Special events, trips, residentials and visitors

- **Wb 19th September swimming begins. Wednesday 1:30-2:15pm**
- **Friday 16th October science workshop**
- Our class assembly in the Round Hall: Friday 5th May in the Round hall 9:05-9:20am
- Key events - 14th October individual and sibling photos, 27th January Y4 disco (GPPSA), 2nd February World Book Day, 28th June Sports Day, wb 10th July Forest school week and sleepover
- Remember to look at the News Roundup for dates of all forthcoming events

Parents, please be reminded that while our trips do ask for voluntary contributions, please do contribute as much as you can as trips, workshops and visitors will have to be cancelled if we don't get enough contributions

# IT at Grange Park

- In order to succeed in this ever-changing landscape, Connect Education Trust believes that its pupils are going to have to learn new skills later in their life. Roll out of 1:1 Chromebooks in 2020
- IT skills are taught in computing and then used across the curriculum to enhance learning. For example, IT skills are used during guided reading to access documents online, children are encouraged to work collaboratively online and offline by building on what each other has completed. This links to the world of work today.
- The children use many Apps at school. Some are facilitated by the teacher for example G Suite (Slides, Docs, Sheets, Jamboard, Earth, Drawings and Classroom), Google Expeditions, Nearpod, Flipgrid, ScreenCastify, ThingLink and Adobe Spark, and the children have logins for others.
- Weekly spelling tests are completed on the Spelling Shed App

Apps used by the children (with logins)	
Y1 - Y6	Spelling Shed
Y1 - Y6	Google Classroom
Y2 - Y6	TTRS
Y6	SATs companion
Y4 & Y5	Mirodo
Y1	Numbots

# Chromebooks

- Will be receiving an agreement to sign this week (Y1 only)
- Must be brought to school daily, fully charged
- Ensure it is treated with care
- Ensure use is monitored at home - the chromebooks are for educational purposes only, and to be used by your child only

At school we teach online safety discreetly and through parts of the curriculum, we monitor use and ensure that the equipment is for the sole use of your child. Children are given adequate time off the chromebooks.





# IT safety

Parents, please ensure you are also monitoring your child's IT use.

## Age Restrictions for Social Media Platforms

What is the minimum age for account holders on these social media sites and apps?

### Under 13



### 13+



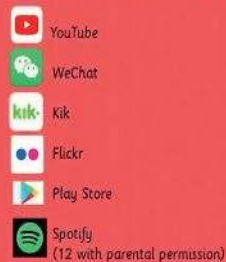
### 16+



### 17+



### 18+ or 13 with parent's permission



# Forest School at Grange Park

Chloe Goldsmith is a qualified Forest School leader, and she plans for and delivers our Forest School program. She works closely with Tim Brooker who is currently qualifying as a forest school practitioner.

Each year group (Nursery - Y4) has been timetabled over the course of the year. You will be provided with more information prior to your child taking part in Forest School.



# Forest School at Grange Park

The impact this program has on the children that have already had the experience is significant:

- Our Forest School program is multi-sensory and has supported the improvement of concentration and the motivation to learn.
- Our program has also supported our children to gain more independence and self-confidence.
- It also reduces anxiety and builds resilience
- We have noted the improvement in the children's communication skills.
- Our program also has a significant impact on children with any additional needs.



# Home Learning

- Home Learning expectations are also set out very clearly for parents on the website: [Home learning guidance](#)
- A home learning timetable is uploaded to the children's Google classroom every week to ensure they are able to navigate with ease

## Home Learning Guidance: Year 4



- All home learning is set on a Friday and due back the following Friday morning (at the latest)
- Home learning is set out on a weekly timetable that includes useful links in order for children and adults to access it easily. These timetables also include additional subscriptions and optional home learning.
- When home learning is submitted on the Google Classroom there will be an acknowledgement by the teacher.

	Reading	Writing	Maths	Humanities	Additional
Year 4	1 Banded book and 1 reading for pleasure book sent home with the children. Record signed daily Monday-Friday.  Bug club (additional reading material: optional).	Mirodo English task set weekly.  Word of the week (2 words sent home to be used and practised).  Spelling shed spelling set and practised daily.	Mirodo maths task set weekly.  Times Table Rock Stars daily practise.	Humanities project set on the Google Classroom.	Weekly knowledge organiser shared with the children and adults.  Computing: 3 weekly cycle : Howdoo, touch typing, esafety.  Throughout the year Growth Mindset and Acts of Kindness home learning can be set.

Pre learning	SpellingShed	Maths	Computing	TTRS	English
<p>If you feel you benefit from <b>overlearning</b> or <b>pre learning</b> content and new vocabulary, click here to go through our topics for next week.</p> <p><a href="#">Pre learning link</a></p>	<p>Practice your spellings on <b>Spelling Shed at least 3 times a week</b>. You will be tested on Friday.</p> <p><a href="#">EdShed link</a></p> <p>amateur ancient awkward criticise excellent foreign pronunciation symbol yacht equipment</p>	<p>Recap your learning on mixed and improper fractions on MyMaths. Remember to <b>complete the lesson BEFORE</b> answering questions.</p> <p><a href="#">MyMaths link</a></p>	<p>Complete the HowDoU assignments. Upload evidence of your badge.</p>	<p>Practice your timetables on TTRS <b>at least 3 times a week</b>. There is a school competition where the best class gains a prize. Will it be us?</p> <p><a href="#">TTRS</a></p>	<p>Rehearse your text map <b>at least 3 times</b>. Upload a video or audio clip of your performance.</p> <p>Read for <b>15 minutes every day</b> and record this in your reading record.</p> <p><b>Our 'Word of the Week'</b> is: Ancestor Putrid</p>
<p><b>Humanities project: Early Islamic Civilisation</b> Research a key figure from the Islamic Golden Age and present your findings as a poster, model, video, animation, powerpoint or painting. More information and ideas can be found <a href="#">here</a>. The deadline for this half term's project is DATE.</p>					
<p><b>Knowledge organisers for this half term:</b> Link here. Please use these to support your home learning.</p>					
<p><b>Additional subscription sites (optional home learning):</b> <a href="#">Numbots link</a>, <a href="#">Bug club link</a></p>					

# Statutory assessments

## Year 4 Multiplication tables check (June)

- The purpose of the check is to determine whether your child can fluently recall their times tables up to 12, which is essential for future success in mathematics.

## What is the multiplication check?

- It is an on-screen check consisting of 25 times table questions. Your child will be able to answer 3 practice questions before taking the actual check. They will then have 6 seconds to answer each question. On average, the check should take no longer than 5 minutes to complete.



### **Accessing the multiplication tables check**

There are several access arrangements available for the check, these can be used to support pupils with specific needs. I will ensure access arrangements are appropriate for your child before they take the check in June. The check has been designed so that it is inclusive and accessible to as many children as possible.

### **Do I need to do anything to prepare my child for the check?**

No, you do not need to do anything additional to prepare your child for the check. As part of usual practice, we will ask you to practise times tables with your child.

Schools will have unlimited access to a 'try it out area' from March. We will use this to make sure pupils have the necessary support required to access the check. This includes opportunities for pupils to familiarise themselves with the check application and try out any access arrangements that may be required.

### **How will the results be used?**

All schools will have access to all their pupils' results, allowing those pupils who need additional support to be identified.

### **Will I receive feedback on my child's check?**

Yes. We will share your child's score with you, as we would with all national curriculum assessments. There is no pass mark for the check.

# Resources

Children from Year 1 - Year 6 have been asked to bring their own pencil case and stationary to school. This enables children to take care and have a sense of responsibility for their belongings.

- 1 x Clear pencil case (20cm X 12cm) e.g. [Clear Pencil Case](#)
- 1 x A glue stick e.g. [Pritt Glue Stick Amazon link](#)
- 3 X HB pencils ([Staedler Noris/Yellow and Black HB](#)) e.g. [HB Pencils](#)
- 1 x Purple pen (ball point) [Purple Pens](#)
- 1 x Whiteboard pen [Whiteboard Pens](#).
- 1 x Black handwriting pen (Y4-Y6 only) [Handwriting Pens](#)
- 1 x Sharpener [Pencil Sharpener](#)
- 1 x Rubber [Rubber](#)
- 6x Colouring Pencils [colouring pencils](#)
- Box of tissues for the classroom [Tissues](#)







# School uniform

## Grange Park Primary School Uniform

### Nursery

- Purple sweatshirt (with logo)
- White polo shirt (with logo)
- Grey joggers (with logo)

### Girls

- Purple sweatshirt/cardigan (with logo)
- White polo shirt (with logo)
- Grey pinafore/skirt/trousers (no leggings please)
- Purple and white gingham summer dress
- Grey summer shorts
- Black shoes (strong and flat heeled) or plain black trainers (no logos or colour on trainers)
- White socks
- Grey/black tights

### Boys

- Purple sweatshirt (with logo)
- White polo shirt (with logo)
- Grey trousers
- Grey summer shorts
- Black shoes (strong and flat heeled) or Plain black trainers (no logos or colour on trainers)
- Grey/black socks

Please ensure that all items of uniform, PE kit and other belongings are clearly labelled with your child's name.

For health and safety reasons no jewellery should be worn with the exception of religious items, stud earrings and watches. Make-up and nail polish are not permitted.



# School uniform



Our PE days are: Tuesday (and **Wednesday**)  
As was the case in 2021-22 academic year, children should wear their branded PE kit on the days they have PE. Children must remove all earrings and watches before PE and games lessons.

## PE Kit

- Black shorts
- White PE T-shirt (with logo)
- Plimssoles or trainers (not studded please and separate to the shoes worn during the day)
- Grey winter sweatshirt (with logo)
- Grey winter joggers (with logo)
- Light mac in sac (with logo)

## Other

- Purple fleece and/or reversible coat (with logo)
- Purple woolly hat and baseball cap (with logo)
- Purple/white/black/grey hair ribbons/bobbles/hairbands and hijabs
- Wellingtons/boots in wet or snowy weather (to be removed when children enter the school building)
- Purple PE bag (with logo)
- Purple book bag (with logo)
- Purple rucksack - small and large available (with logo)





# Swimming

Children should wear:

- A one-piece swimming costume OR
- A one-piece burkini (make sure material does not go see-through when wet) OR
- Swimming trunks or short shorts above the knee
- A swimming hat if hair is long or goes in their eyes when wet
- Verruca socks if needed

Children should NOT wear:

- **Two separate items such as bikinis or tankinis**
- **Burkinis that have long skirts attached**
- **Leggings and t-shirts unless covered with a swimming costume to prevent them coming apart**
- **Long loose football, PE shorts or board shorts**
- **Underwear or wetsuits**
- **Outdoor footwear such as flip flops, crocks or reef shoes.**

It remains our policy that **no jewellery** should be worn in the swimming pool.

# Music


## Music lessons with Enfield Music Centre (EMS)

Individual and paired instrument lessons with EMS, will begin w/c 19.9.22. The guitar and violin teacher start **next week** (Guitar Thursday, Violin Friday. Drums, piano/keyboard/woodwind w/c 19th).

Debbie will inform your child and myself of the time of their lesson. The timetables take a while to organise with tutors but she will hopefully give them out the week before lessons start.

## Year 4 saxophone whole class lessons with EMS

Children will be issued with their instrument in their first lesson on 20 September. Jaguar will be learning the saxophone. Debbie will send a separate Parentmail with more details shortly. Children do not need to bring their Chromebooks in on Tuesdays when they have their class instrument lesson, to reduce the amount they need to carry. They also take their instruments home to practise what they have learnt.



# Communication

If you need to communicate something that is **not urgent**:

- Write a note in the Home School Reading Book and ask your child to give it straight to the teacher
- Leave a message with the school office to be passed on, telephone or send an email to [office@grangeparkprimaryelt.org](mailto:office@grangeparkprimaryelt.org)
- Speak to us informally after school once the class has been safely dismissed

**For urgent matters**, please telephone or email the school office to make an appointment at a mutually convenient time.

There are many staff members you can speak to:

- 1) Teacher/support staff
- 2) Achievement leader: more serious concerns that cannot be resolved by speaking to the teacher
- 3) Assistant Headteacher: concerns that cannot be resolved through the teacher or achievement leader

# Communication

We also communicate with parents through parent workshops. Look out for these in the Autumn 1 term:

- Thursday 15 September: Secondary transfer meeting: 5:00pm (Round Hall)
- Monday 12 September - Sunday 25 September: E-Safety training through Education Child Protection (available online)
- Wednesday 21 September: English Conversation classes taster: 9.15-10.30am (Round Hall)
- Thursday 22 September: Volunteer Coffee morning: 9am (Round Hall)
- Friday 23 September: Y6 Secondary transfer application support: 4.00pm (Round Hall)
- Wednesday 28 September, 5, 12 & 19 October: English Conversation classes parent sessions: 9.15-10.30am (Round Hall)
- Thursday 6 October: Y1 Phonics Workshop: 9am (Round Hall)
- Friday 7 October: Home learning surgery: 3:15-4pm (Round Hall)
- Thursday 13 & 20 October: Phonics workshop for reception: 9:00am (Round Hall)

# Marvellous Me

- Marvellous Me is a great way for staff to share your child's achievements and successes with you and helps you to keep up with what has been happening at school
- You will continue to receive photos of work and events your child has been excited about, plus badges to show particular achievements in class
- If your child is new to the school, you will receive log-in details and information on how to access the App from the school office





# GPPSA

- Our Parents Association, the GPPSA brings the school community together to raise funds for various school projects - currently we are saving to build a small farm as part of our outdoor education experiences
- **AGM 3 October 6pm in Round Hall - All welcome!**
- New faces and fresh ideas are always well received and everyone is given a warm welcome
- Meetings are held approximately 2 a half term just before pick up on a Friday at school
- Who are the parent reps for this class?